

Stainless Steel Work Positioners



STAINLESS STEEL WORK POSITIONERS DESIGNED FOR FOOD AND PHARMA INDUSTRY

The lifting trolleys in the stainless steel series effectively handle weights of up to 300 kg and is designed with the best ergonomics and flexibility in mind. The entire series can be specially adapted to suit your specific needs.

The models WP 90 SS, 200 SS and 300 SS are designed in AISI 304 stainless steel and are IP66 classified, which makes them completely immersible. The WP 70 SS models are semi-stainless with mast in aluminium, leg and handle in stainless steel. These models cannot be flushed.

The products are designed for use in confined spaces. By handling heavy loads with a lifting motion where as little muscle power as possible is used, the risk of injuries caused by repetitive lifting, moving and handling of heavy objects is minimised.

The lifting trolleys in the stainless series distinguish themselves with its versatile adaption options, robust design and outstanding manoeuvrability.

CONTROL UNIT

WP 90 SS, 200 SS and 300 SS models are equipped with gentle start and soft as well as control unit with two speeds. WP 70 SS has the same control unit as the lifts in the commando series and provides easy access from all sides of the lift.

MAST AND LIFT FUNCTION

The mast has a steel sledge with precision ball bearings, the lifting trolleys are fitted with strong energy-efficient 24VDC motors and powered by a steel reinforced timing belt that does not need any special maintenance.

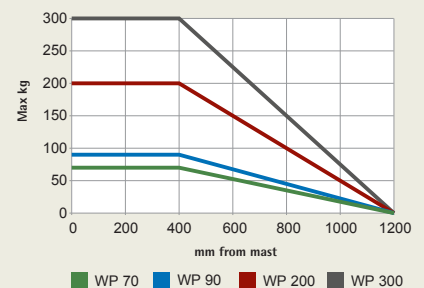
SAFETY

All parts are shielded. The lift has overload protection and safety circuit. The lifters are supplied with a smart charger which automatically stops charging the battery once it is fully charged.

PRODUCT FEATURES

- ▶ Electro polished stainless steel and semi-stainless models
- ▶ The market's fastest lifting speed – 125 and 270 mm/second
- ▶ Outstanding manoeuvrability
- ▶ Soft start and stop
- ▶ Quiet operation
- ▶ Wide range of tools and options such as platforms, reel handlers, v-cradles, controll units and leg frames.
- ▶ Operationally reliable – steel reinforced cam belts instead of chain.
- ▶ Load centre 400 mm
- ▶ Two lifting speeds, WP 90 SS, 200 SS and 300 SS

*Load diagram - load centre 400 mm
The lift's maximum capacity depends on how far the goods weight centre is from the mast.*



Control unit for WP 70 SS models



Control unit for WP 90 SS Q, 200 SS models

Stainless steel work positioners

- ▶ When selecting model, remember to select which leg frame the lifting trolley is to be fitted with.



WP 70 SS



WP 90 SS Q



WP 200 SS

Model	Art. no.	Capacity kg	Max platform height mm	Lowest height mm	Length mm	Width mm	Height mm	platform LxW mm	Lift time mm/sec	Batteries	Charger	Weight kg	Price EUR
WP 70S SS*	87686	70	1051	101	747	560	1217	495 x 495	125	24V 7,2Ah	1,8A/24V	29	
WP 70 SS*	87687	70	1346	101	747	560	1512	495 x 495	125	24V 7,2Ah	1,8A/24V	30	
WP 70EM SS*	87688	70	1746	101	747	560	1912	495 x 495	125	24V 7,2Ah	1,8A/24V	32	
WP 90S SS Q	87761	90	1015	128	746	550	1221	495 x 495	125/270	24V 9Ah	1,8A/24V	41	
WP 90 SS Q	87689	90	1304	128	746	550	1516	495 x 495	125/270	24V 9Ah	1,8A/24V	44	
WP 90EM SS Q	87690	90	1710	128	746	550	1918	495 x 495	125/270	24V 9Ah	1,8A/24V	47	
WP 200S SS	87679	200	1280	80	899	550	1610	500 x 400	125	24V 18Ah	1,8A/24V	67	
WP 200 SS	87680	200	1650	80	899	550	1980	500 x 400	125	24V 18Ah	1,8A/24V	71	
WP 200EM SS	87681	200	2080	80	899	550	2410	500 x 400	125	24V 18Ah	1,8A/24V	76	
WP 300 SS	87682	300	1415	126	1120	580	1970	600 x 600	125	24V 18Ah	3A/24V	105	
WP 300EM SS	87683	300	1765	126	1120	580	2320	600 x 600	125	24V 18Ah	3A/24V	115	
WORK POSITIONERS WITH ELECTRICAL TOOLS													
WP 90S SS ET*	89199	60	–	–	746	550	1520	–	125	24V 18Ah	2A/24V	–	
WP 90 SS ET*	89200	60	–	–	746	550	1920	–	125	24V 18Ah	2A/24V	–	
WP 200S SS ET*	89193	100-150	–	–	899	550	1610	–	125	24V 18Ah	2A/24V	–	
WP 200 SS ET*	89194	100-150	–	–	899	550	1980	–	125	24V 18Ah	2A/24V	–	
WP 200EM SS ET*	89195	100-150	–	–	899	550	2410	–	125	24V 18Ah	2A/24V	–	
WP 300 SS ET*	89196	140-250	–	–	1120	580	1970	–	125	24V 18Ah	3A/24V	–	
WP 300EM SS ET*	89197	140-250	–	–	1120	580	2320	–	125	24V 18Ah	3A/24V	–	

Charger included *tool is not included in the price,
 **Semi-stainless, mast in aluminium, delivered in ESD-execution (for full ESD-protection it is required that the lift trolley is fitted with a tool in stainless steel)

The prices include: plastic platform 87796 for WP 70 SS and WP 90 SS, platform in stainless steel 87613 for WP 200 SS and platform in stainless steel 87892 for WP 300 SS. When selecting another tool the price is deducted for the included tool. Read more about tools on page 85.



WP 70 SS, fitted with platform in stainless steel + V-cradle (87412)



WP 90 SS, fitted with plastic platform (87795)



WP 200 SS ET, fitted with motorized drum turner (87924)

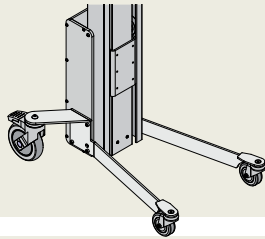
Leg frame for WP 70 SS & WP 90 SS

Leg frame are included in the price.

Front wheel Ø75 mm dual swivel wheel.

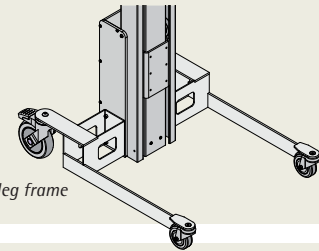
ANGLED

The unique design gives you free foot space, optimum stability and the absolute best manoeuvrability.



BOX

Allows the forks to go all the way down to the floor. Used for example to lift plastic boxes.



Standard leg frame

Leg frame for WP 200 SS

Leg frames 1-5 are included in the price, additional price for leg frames 6 and 7.

Model	Art. no.	Material	Length mm	Outer width mm	Inner width mm	Note	Price EUR
200 SS leg 1	87629	Aisi 304	500	550	470	Front wheels Ø80 mm fixed - Fits inside a EURO pallet (standard leg)	
200 SS leg 2	87630	Aisi 304	650	550	470	Front wheels Ø80 mm fixed - Fits inside a EURO pallet (standard leg motorized tools)	
200 SS leg 3	87631	Aisi 304	850	550	470	Front wheels Ø80 mm fixed - Fits inside a EURO pallet	
200 SS leg 4	87632	Aisi 304	500	567	453	Front wheels Ø50 mm double swivel - Fits inside a EURO pallet (max capacity 130 kg)	
200 SS leg 5	87633	Aisi 304	650	567	453	Front wheels Ø50 mm double swivel - Fits inside a EURO pallet (max capacity 130 kg)	
200 SS leg 6	87634	Aisi 304	800	975	890	Front wheels Ø80 mm fixed - Fits outside a EURO pallet	

Length is the distance from mast to end of leg.

Rear wheels Ø125 mm swivel with brake.

Customized leg frame for WP 200 SS

Design and drawing included in the price.

Model	Art. no.	Material	Max length mm	Max width outer mm	Inner width mm	Note	Price EUR
200 SS leg 7	87771	Aisi 304	1000	1000	Outer width - 80	Front wheels Ø80 mm fixed or Ø50 mm double swivel	

Length is the distance from mast to end of leg.

Rear wheels Ø125 mm swivel with brake.

Leg frames for WP 300 SS

Leg frame 1 and 2 are included in the price, add-on price for leg frame 3-5.

Model	Art. no.	Material	Length mm	Outer width mm	Inner width mm	Note	Price EUR
300 SS leg 1	87662	Aisi 304	600	570	450	Fits inside a EURO pallet (standard leg)	
300 SS leg 2	87663	Aisi 304	800	570	450	Fits inside a EURO pallet	
300 SS leg 3	87664	Aisi 304	600	960	840	Fits outside a EURO pallet	
300 SS leg 4	87665	Aisi 304	800	960	840	Fits outside a EURO pallet	

Length is the distance from mast to end of leg.

Front wheels Ø80 mm fixed, rear wheels Ø150 mm swivel with central brake.

Customized leg frame for WP 300 SS

Design drawings are included in the price.

Model	Art. no.	Material	Max length mm	Max width outer mm	inner width mm	Note	Price EUR
300 SS leg 5	87666	Aisi 304	1200	1200	Outer width - 120		

Length is the distance from mast to end of leg.

Front wheels Ø80 mm fixed, rear wheels Ø150 mm swivel with central brake.

Art. no.	Accessories	Fits WP (SS)	Price EUR
87759	Exchangeable battery, quick swap, includes wall mounted charger station and two batteries 24V/18Ah	300	
87772*	IP65 adaption	300	
87720	ESD execution, brushes on carriage, conductive rear wheels. ESD requires a tool in stainless steel, not included.	90, 200, 300	
87627	Mandrel enlarger, for reel rotator 87618 and 87923, for reels with 6" (152 mm) core, quick mounting and unmounting	90, 200, 300	
87628	Mandrel enlarger, for reel rotator 87618 and 87923, for reels with 10" (254 mm) core, quick mounting and unmounting	90, 200, 300	

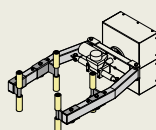
* Can not be combined with exchangeable battery 87759

Tools - Stainless Steel Work Positioners

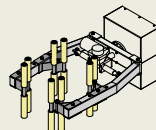
Art. no.	Tools	Fits WP (SS)	Price EUR
87796	Plastic platform, support in stainless steel, LxW 495x495 mm, standard platform for WP 70 SS and 90 SS	70, 90	
87795	Plastic platform, support in stainless steel, LxW 600x600 mm	70, 90	
87793	Stainless steel platform, support in stainless steel, LxW 500x400 mm	70, 90	
87613	Stainless steel platform, support in stainless steel, LxW 500x400 mm, standard platform for WP 200 SS	200	
87620	Stainless steel platform, support in stainless steel, LxW 500x500 mm	200	
87892	Stainless steel platform, customized, max. LxW 600x600 mm, standard platform for WP 300 SS	300	
87794	Plastic platform with 3 load rollers, support in stainless steel, LxW 495x495 mm	70, 90	
87412	Stainless steel platform + V-cradle, platform art.no: 87372, V-cradle in plastic LxWxH 340x290x80 mm, max. width of reel Ø600 mm, capacity WP 70=50 kg, WP 90=60 kg	70	
87788	Reel mandrel with front roller and V-cradle, stainless steel, max. width of reel Ø600 mm, capacity WP 70 SS=30 kg, WP 90 SS=60 kg	70, 90	
87792	Reel mandrel, stainless steel, length 500 mm, Ø60 mm	70, 90	
87791	Reel mandrel, stainless steel, length 800 mm, Ø60 mm	70, 90	
87616	Reel mandrel, stainless steel, length 500 mm, Ø60 mm	200	
87621	Reel mandrel, stainless steel, length 800 mm, Ø60 mm	200	
87898	Reel mandrel, stainless steel, customized, max. length 800 mm, Ø60 mm	300	
87790	Twin mandrel, stainless steel, for reels Ø300-Ø400 mm, length 500 mm, c-c: 250 mm	70, 90	
87789	Twin mandrel, stainless steel, for reels Ø400-Ø800 mm, length 500 mm, c-c: 350 mm	70, 90	
87617	Twin mandrel, stainless steel, for reels Ø350-Ø450 mm, length 500 mm, c-c: 300 mm	200	
87622	Twin mandrel, stainless steel, for reels Ø450-Ø800 mm, length 500 mm, c-c: 400 mm	200	
87900	Twin mandrel, stainless steel, customized, max LxW 800x600 mm	300	
87619	Jib arm with lifting hook, stainless steel, length 600 mm, no swing option, max load 150-200 kg depends of position of load & type of legs	200	
87625	Jib arm with lifting hook, stainless steel, length 800 mm, no swing option, max load 150-200 kg depends of position of load and type of legs	200	
87935	Jib arm with lifting hook, stainless steel, length 600 mm, no swing option, max load 225-300 kg depends of position of load and type of legs	300	
87787	Lifting fork, stainless steel, LxW 585x375 mm	70, 90	
87614	Lifting fork, stainless steel, LxW 570x380 mm	200	
87901	Lifting fork, stainless steel, customized, max LxW 800x600 mm	300	
87618	Reel handler, manual, stainless steel, rotatable 90°, swing ±15°, for reels with 3" (76 mm) core, max Ø900 mm, max length of reel 500 mm, capacity WP 90 SS=50 kg, WP 200 SS=100 kg	90, 200	
Electrical tools, only for ET-models			
87923	Reel handler with motorized expansion and rotation, stainless steel, rotatable 90°, for reels with 3" (76 mm) core, max Ø900 mm, max length 500 mm, capacity 140 kg	200 ET	
87943	Reel handler with motorized expansion and rotation, stainless steel, rotatable 90°, for reels with 3" (76 mm) core max Ø900 mm, max length 500 mm, capacity 200 kg	300 ET	
89209	Drum turner with motorized grip and turning, turning sideways, stainless steel, capacity 60 kg, gripper A (87927) is included	90 ET	
87924	Drum turner with motorized grip and turning, turning sideways, stainless steel, max Ø610 mm, capacity 100 kg, grippers are not included	200 ET	
87925	Drum turner with motorized grip and turning, turning sideways, stainless steel, max Ø600 mm, capacity 150 kg, grippers are not included	200 ET	
87926	Drum turner with motorized grip and turning, tipping forward, stainless steel, max Ø600 mm, max length 900 mm, capacity 100 kg, grippers are not included	200 ET	
87944	Drum turner with motorized grip and turning, turning sideways, stainless steel, max Ø600 mm, capacity 250 kg, grippers are not included	300 ET	
87945	Drum turner with motorized grip and turning, tipping forward, stainless steel, max Ø600 mm, max length 900 mm, capacity 140 kg, grippers are not included	300 ET	

Special dimensions and other customizations can be quoted upon request.

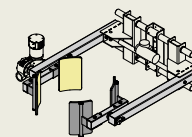
Grippers for motorized drum turners
Selection of gripper depends on the shape and size of the item to be lifted.



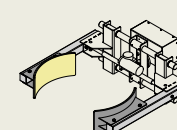
Drum turner 87924 equipped with Gripper A



Drum turner 87924 equipped with Gripper B



Drum turner 87926 equipped with Gripper C



Drum turner 87925 equipped with Gripper D

Model	Art. no.	Gripper	Price EUR
Gripper A	87927	4 rolling grippers, total height 260 mm.	
Gripper B	87928	4 set of double rolling grippers, total height 360 mm, for gripping soft items and items in different shapes (round/square).	
Gripper C	87929	4 curved plates with rubber, height 260 mm, flexible in horizontal direction for gripping items with different diameters.	
Gripper D*	87930	2 fixed and curved plates with rubber, for gripping heavy or soft drums/items in the same diameter.	

* Does not fit WP 90S SS ET, SS ET